

Corn

ZETA 200








Very early corn

- ✓ **Excellent silage yield potential**
- ✓ **Very good feeding value**
- ✓ **Well adapted to high population density**
- ✓ **Fast maturation allowing an optimal harvest**


IDENTITY

Genetic	3-way cross
Type	Semi-dent
Market	Silage
Earliness	Very early (A group)
Registration	2010 - European Union

AGRONOMIC PROFILE

Early vigor	
Morphology	
Plant height	
Ear insertion	
Flowering earliness	
Disease profile	
Lodging resistance	
Températures	Silage (32 % Dry matter) 1.370 °C Grain (35 % Humidity) 1.610 °C

TECHNOLOGIC PROFILE

Feeding value	
Digestibility	